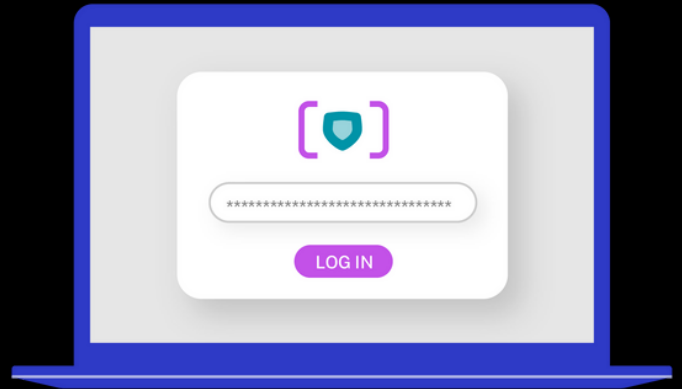


Multi-Factor Authentication

What is MFA and why should you care?

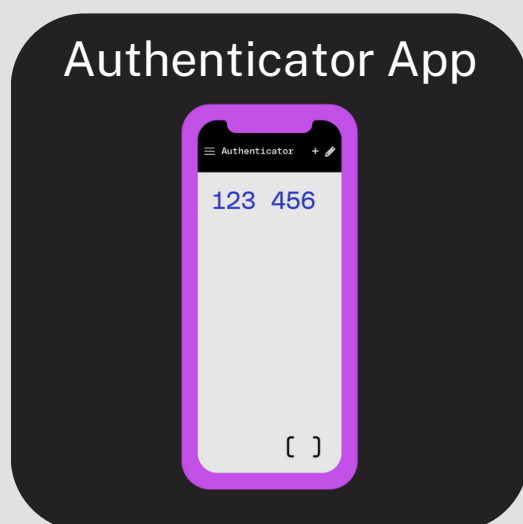



- Setting a strong password is a great first step into **protecting your digital identity**
- Combining a strong password with Multi-Factor Authentication will help **further enhance security** for your employees and merchants against fraudsters accessing the portal
- This will help you **protect your account** from potential takeover events

Securing your payments data is more important than ever

95% of organizations have experienced more than one data breach during 2023

\$4.45M is the average cost of a data breach





MFA User Experience

Security is a shared responsibility.
Take action and secure your account.

1 Login
MFA enroll message
will pop up

Step 1 of 3

Secure Your Account

Setting up Multi-factor authentication will enhance you and your team's security by requiring users to identify themselves by more than a username and password.

[Continue](#)

[Back to Login →](#)

2 SMS or Auth App
Select text or an
Authenticator App to
validate

Step 1 of 3

Select MFA Method

Text (SMS) - Enter a code received via text when you login to the portal

Mobile App- Enter the code from an authenticator app when you login to the portal

[Text \(SMS\)](#) [Mobile App \(recommended\)](#)

[Back to Login →](#)

3 Phone/Scan
If text, confirm phone
number to receive the code.
If Auth app, scan QR code

Scan the QR Code

Step 2 of 3

Confirm Phone Number

We have your primary contact number as:

789

[Modify](#) [Confirm](#)

[Back to Login →](#)

4 Authenticate
Enter the 6 digit code to
login

Enter the code sent to you at ***-***-

text code again

[Back to Login →](#)

Need assistance?

Please contact your account team for support